




VAREM

EXPANSION IS OUR PASSION



catalogue

THE COMPANY

Varem's operations currently take place in the plants in Bovolenta, where it has its registered office, and in Limena (Padova).

In the two Bovolenta plants small tanks are produced and membranes are molded, and it is here that the logistics department is located, with a warehouse from which all products are shipped.

The plants in Limena contain the Management offices, the R&D laboratories, the tooling department and it is here that all other products are manufactured; the offices for the design and prototyping of new products and production lines are also located here.

THE ORIGINS OF SUCCESS

Varem's history is closely linked, as origins, territoriality and company culture, to the north-east of Italy. In the post-war period, the economy and industrial development of this geographical area of the country exploded exponentially, thanks to the hard work, creativity and courage to enter into business of the tireless Veneto people.

It was in this context that Luigino Benettolo founded Varem, helping to make Veneto one of the most highly industrialized areas in the world, promoting and raising the awareness of "Made in Italy" throughout the world as synonym of quality, reliability and cutting edge technology.

First as forerunner and then as leader in the field of expansion vessel and autoclave manufacture, Varem has always remained coherent with its origins, constantly strengthening its leadership position over time and simultaneously setting the standard for competitors and for the market.



INDEX



HEATING LINE



HOT POTABLE WATER
MULTIFUNCTION LINE



WATER LINE



HEAT EXCHANGERS



ACCESSORIES AND SPARE PARTS



NEW PRODUCTS

ELECTRONIC PUMP CONTROLLER WITH BUILT-IN 3 L PRESSURE TANK



AQUAVAREM PRESSURE TANKS WITH DIAPHRAGM MEMBRANE

STARVAREM DIAPHRAGM EXPANSION VESSELS FOR HEATING SYSTEMS



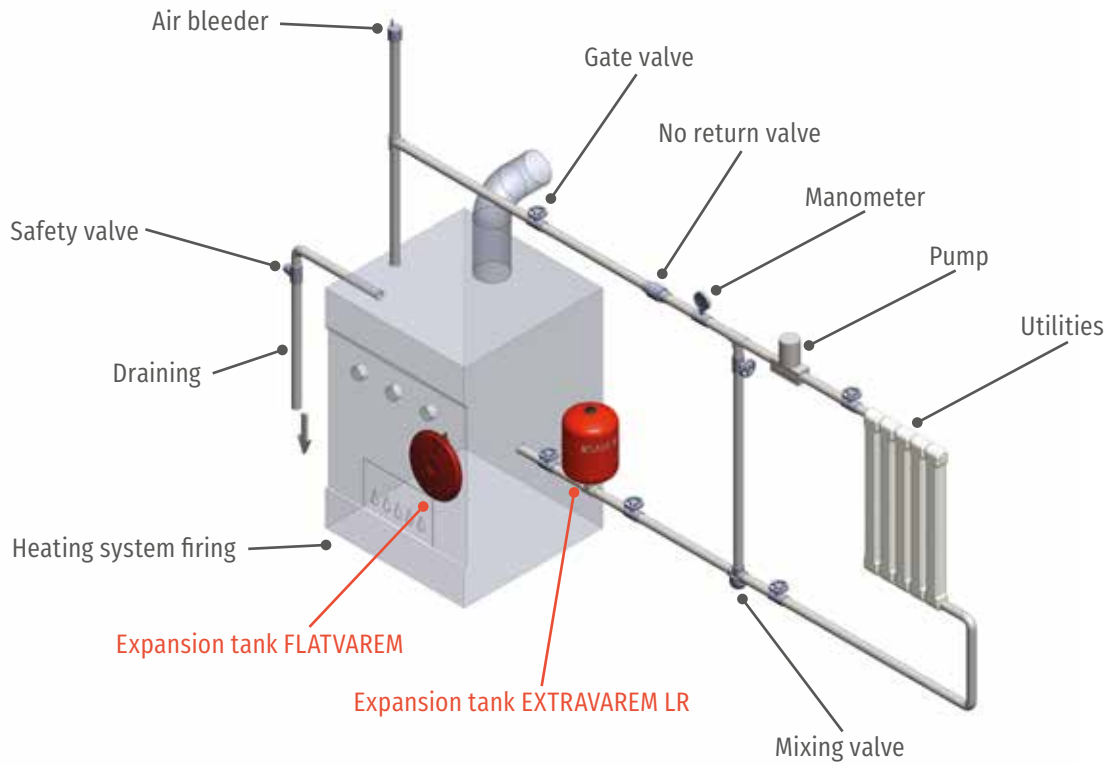


HEATING LINE

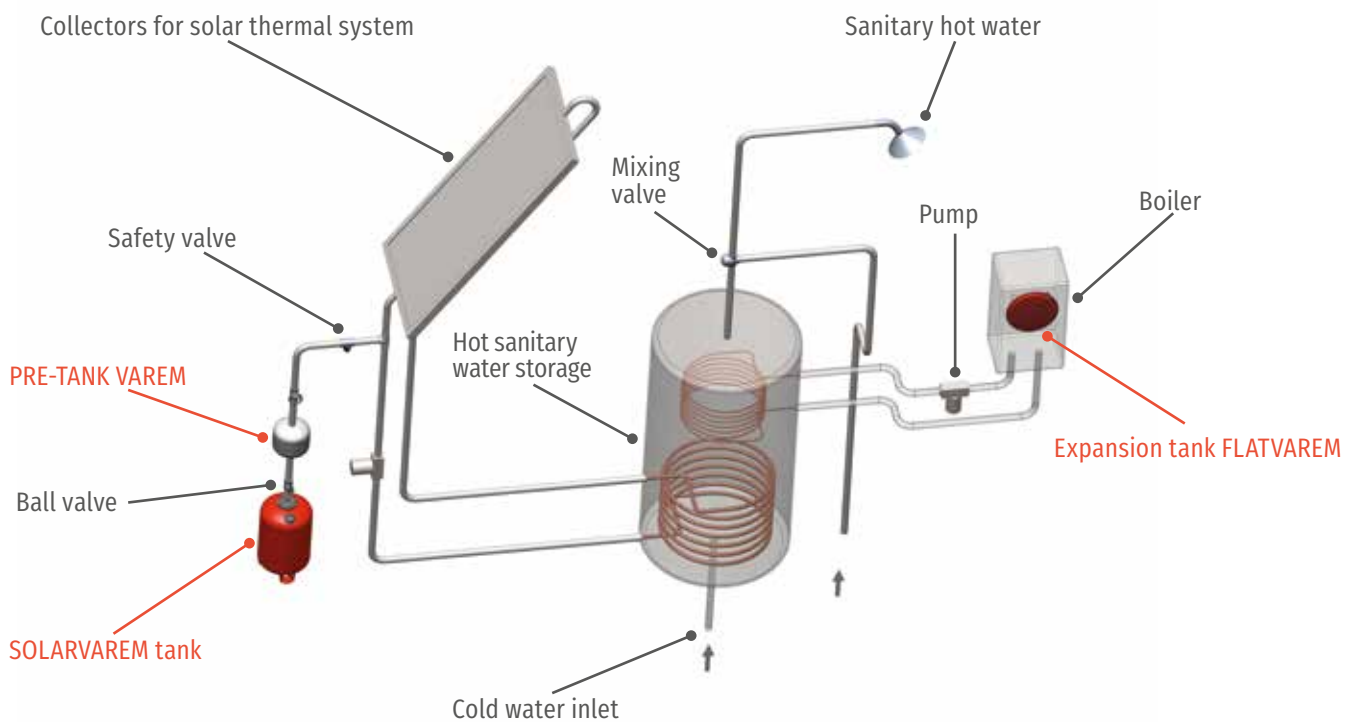
The expansion vessel for heating systems makes available the volume for water dilation due to temperature increments, and keeps the system safe to dangerous pressure variations.

The working of the expansion vessels is more important during system start-up, when water temperature rises very quickly.

SCHEME OF A HEATING SYSTEM



SCHEME OF A SOLAR SYSTEM



EXPANSION VESSELS FOR HEATING SYSTEMS

- Galvanized carbon steel flange up to 400 L, coated from 500 lt to 1000 L
- Pre charge pressure 1.5 bar
- Red color

EXTRAVAREM LR CE -10 +99 °C



Standard Code	Capacity	Max. pressure	Connection	Dimensions	Packaging	Qty/pallet
	L	bar	inch	mm	m ³	n.
R1005231CS000000	5*	6	3/4"	160x325	0.019	210
R1008231CS000000	8*	6	3/4"	200x330	0.031	144
UR012231CS000000	12	6	3/4"	270x325	0.024	84
UR018231CS000000	18	6	3/4"	270x415	0.034	56
UR025231CS000000	25	6	3/4"	290x460	0.041	63
UR040231CS000000	40	5	3/4"	320x580	0.068	36

Fixed membrane, crimped flange

MAXIVAREM LR CE -10 +99 °C



Standard Code	Capacity	Max. pressure	Connection	Dimensions	Packaging	Qty/pallet
	L	bar	inch	mm	m ³	n.
UR035231CS000000	35	5	3/4"	320X525	0.064	42
UR050271CS000000	50	6	3/4"	380X620	0.104	25
UR060371CS000000	60	6	1"	380X670	0.116	25
UR080371CS000000	80	6	1"	450X650	0.135	20
UR100371CS000000	100	6	1"	450X730	0.173	15
UR150471CS000000	150	6	1 1/2"	554X810	0.265	8
UR200471CS000000	200	6	1 1/2"	554X988	0.324	8
UR250471CS000000	250	6	1 1/2"	624X1006	0.423	6
UR300471CS000000	300	6	1 1/2"	624X1160	0.481	6
UR400471CS000000	400	6	1 1/2"	624X1520	0.77	6
UR500471CS000000	500	6	1 1/2"	790X1250	1.126	1
UR600471CS000000	600	6	1 1/2"	790X1525	1.349	1
UR700471CS000000	700	6	1 1/2"	790X1635	1.438	1
URN10H61CS000000	1000	6	2"	930X1913	2.2	1

Replaceable membrane, screwed flange from 50 lt

STARVAREM -10 +99 °C



Standard Code	Capacity	Max. pressure	Connection	Dimensions	Packaging	Qty/pallet
	L	bar	inch	mm	m ³	n.
UR0352E1CS000000	35	6	3/4"	320x500	0.06	42
UR0502E1CS000000	50	6	3/4"	381x555	0.08	25
UR0803E1CS0ST000	80	10	1"	451x732	0.16	12
UR1003E1CS0ST000	100	10	1"	451x806	0.17	12
UR1503E1CS0ST000	150	10	1"	451x1027	0.22	6
UR2003E1CS0ST000	200	10	1"	550x1076	0.33	6
UR2803E1CS0ST000	280	10	1"	550x1385	0.43	6
UR430VE1CS0ST000	430	10	1 1/4"	630x1580	0.66	6

Diaphragm membrane
Side connection for 35-50 lt

EXPANSION VESSELS FOR SOLAR SYSTEMS

- Membrane resistant to peaks of 130°
Pre charge pressure 2.5 bar

SOLARVAREM CE -10 +130 °C



Standard Code	Capacity	Max. pressure	Connection	Dimensions	Packaging	Qty/pallet
	L	bar	inch	mm	m ³	n.
R80052**S4000000	5*	**	3/4"	160x325	0.020	210
R80082**S4000000	8	**	3/4"	200x330	0.031	144
R80122**S4000000	12	**	3/4"	270x310	0.024	84
R80182**S4000000	18	**	3/4"	270x415	0.034	56
R80252**S4000000	25	**	3/4"	290x460	0.041	63
R80402**S4000000	40	**	3/4"	320x580	0.066	36

**Configurations:

- 41. stainless steel crimped flange, fixed membrane, red color, max pressure 8 bar
- 43. stainless steel crimped flange, fixed membrane, white color, max pressure 8 bar
- 81. stainless steel screwed flange, replaceable membrane, red color, max pressure 10 bar

SOLARVAREM CE -10 +130 °C



Standard Code	Capacity	Max. pressure	Connection	Dimensions	Packaging	Qty/pallet
	L	bar	inch	mm	m ³	n.
R8040281S400P000	40	10	3/4"	320x525	0.064	42
R8050281S4000000	50	10	3/4"	380x620	0.104	25
R8060281S4000000	60	10	3/4"	380x670	0.116	25
R8080281S4000000	80	10	3/4"	450x650	0.135	20
R8100381S4000000	100	10	1"	450x730	0.173	15
R8150481S4000000	150	10	1 1/2"	554x810	0.265	8
R8200481S4000000	200	10	1 1/2"	554x988	0.324	8
R8300481S4000000	300	10	1 1/2"	624x1160	0.481	6
R8500481S4000000	500	10	1 1/2"	790x1250	1.126	1

Stainless steel screwed flange, replaceable membrane, red color

SOLARVAREM CE for oil -10 +60°C



Standard Code	Capacity	Max. pressure	Connection	Dimensions	Packaging	Qty/pallet
	L	bar	inch	mm	m ³	n.
R8005241S4019000	5*	8	3/4"	160x325	0.020	210
R8008241S4019000	8*	8	3/4"	200x330	0.031	144
R8012241S4019000	12	8	3/4"	270x310	0.024	84
R8018241S4019000	18	8	3/4"	270x415	0.034	56
R8025241S4019000	25	8	3/4"	290x460	0.066	63

Fixed membrane, suitable for oil, max temperature 60°C, stainless steel flange, precharge pressure 2.5 bar, 2 L. available on demand
*CE mark not applicable for 5 and 8 l tanks

SOLAR PRE-TANK



Standard Code	Capacity	Max. pressure	Connection	Dimensions	Packaging	Qty/pallet
	L	bar	inch	mm	m ³	n.
RX 012	12	10	3/4"	270x320	0.032	84
RX 018	18	10	3/4"	270x450	0.042	56

Steel tank with double connections (M/F) for decreasing the temperature in the solar systems

FLAT AND OVAL EXPANSION VESSELS FOR BOILERS

- Diaphragm fix membrane
- Pre charge pressure 1 bar
- Red color

FLATVAREM -10 +99 °C



Standard Code	Capacity	Max. pressure	Connection	Dimensions	Packaging	Qty/box
	L	bar	inch	mm	m ³	n.
C200623100000000	6	3	3/4"	325x103	0.052	4
C200823100000000	8	3	3/4"	325x128	0.060	4
C201023100000000	10	3	3/4"	325x136	0.067	4
C201223100000000	12	3	3/4"	325x160	0.074	4
C100623100000000	6	3	3/4"	385x86	0.078	5
C100723100000000	7	3	3/4"	385x92	0.078	5
C100823100000000	8	3	3/4"	385x103	0.088	5
C101023100000000	10	3	3/4"	385x110	0.095	5
C101223100000000	12	3	3/4"	385x142	0.092	4
C101423100000000	14	3	3/4"	385x160	0.097	4
C101823100000000	18	3	3/4"	385x190	0.033	1

FLATVAREM -10 +99 °C



Standard Code	Size	Max. pressure	Connection	Dimensions	Packaging	Qty/box
	L	bar	inch	mm	m ³	n.
C6007931000SN000	7	3	3/8"	203x504x66	0.08	2
C600893100000000	8	3	3/8"	203x504x74	0.09	2
C601093100000000	10	3	3/8"	203x504x107	0.09	1
C601223100000000	12	3	3/4"	203x504x116	0.09	1
C601423100000000	14	3	3/4"	203x504x128	0.10	1

Connection 1/4", 3/8", 1/2", 3/4" radial or axial can be available upon request

EXTRAVAREM LR -10 +99 °C



OVAL SHAPE EXPANSION VESSELS						
fix membrane tanks, galvanised steel flange						
Standard Code	Capacity	Max. pressure	Connection	Dimensions	Packaging	Qty/box
	L	bar	inch	mm	m ³	n.
C7007231CSG00000	7.5	4	3/4"	110x493x192	0.08	144
C7010231CS000000	10	4	3/4"	110x633x192	0.08	56



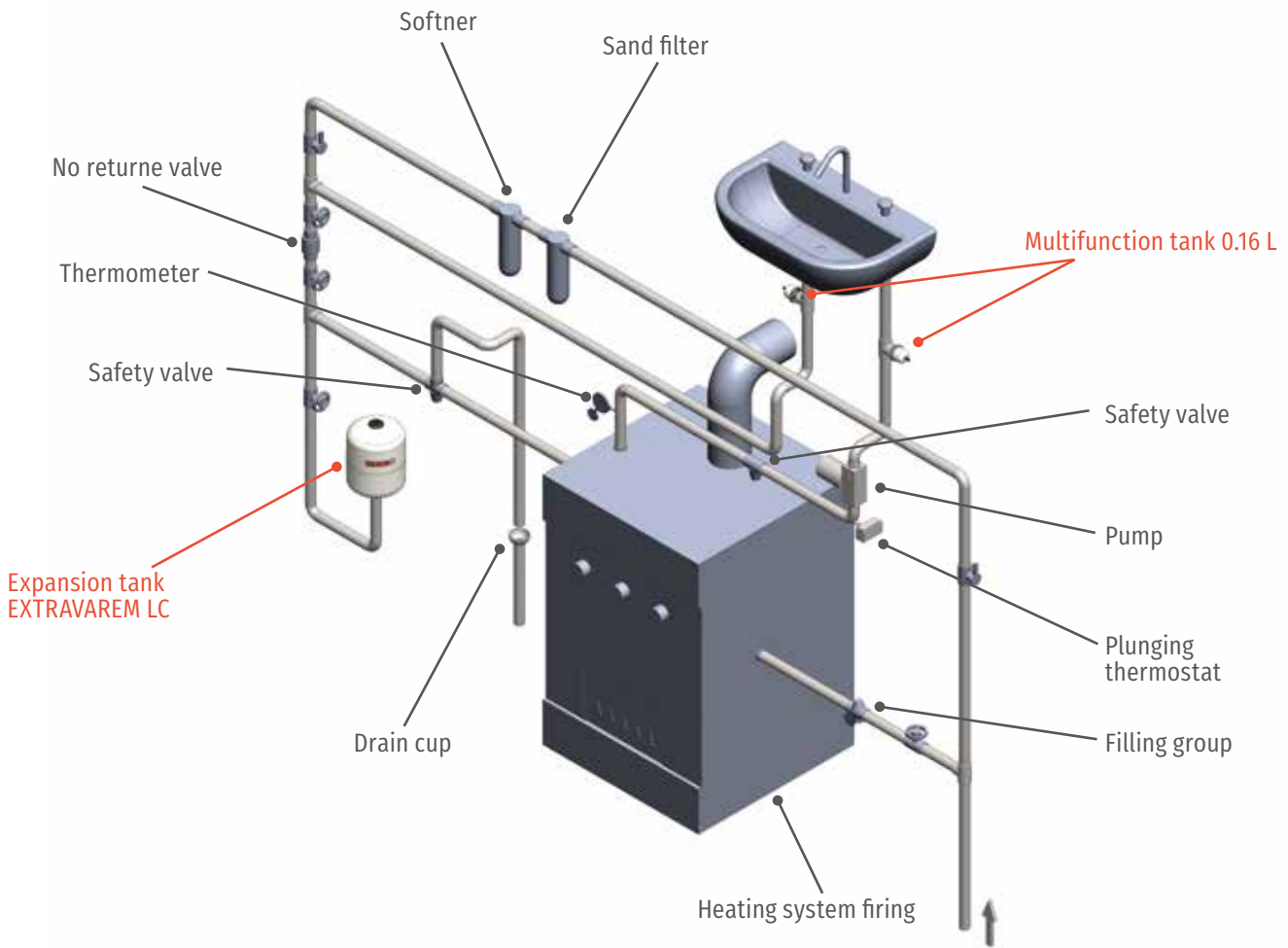
HOT POTABLE WATER MULTIFUNCTION LINE

The expansion vessels of the Varem LC Multifunction line are used in the domestic hot water systems or as water hammer arrester.

The LC expansion vessels protect the system against the thermal dilation of the water in the heating systems and against water hammer.

They work as hydraulic flywheel too. Being designed for potable water, they contain a membrane with certification of potability.

SCHEME OF UTILIZATION FOR DOMESTIC HOT WATER AND AS WATER HAMMER ARRESTER



MULTIFUNCTION EXPANSION VESSELS

- Stainless steel steel flange
- White color (blue over 60 L)
- CE Mark (not applicable up to 5 L)

EXTRAVAREM LC -10 +99 °C

Use: hot and cold potable water



Standard Code	Capacity	Max. pressure	Connection	Dimensions	Packaging	Qty/pallet
	L	bar	inch	mm	m ³	n.
C7002823S4000000	2	8	1/2"	82x120x325	0.008	210
C7003823S4000000	3	8	1/2"	82x120x475	0.010	144
C7004823GS4000000	4	8	1/2"	82x120x652	0.010	84
C4025823S4000000	2.5	10	1/2"	125x291	0.008	-
C4003823S4000000	3	10	1/2"	125x348	0.010	-
C4004823S4000000	4	10	1/2"	125x427	0.010	-

Fixed membrane, crimped flange; Pre-charge pressure 3.5 bar

EXTRAVAREM LC CE

-10 +99 °C

Use: heating systems, boilers, pumps, hot potable water, water hammer arresting



Standard Code	Capacity	Max. pressure	Connection	Dimensions	Packaging	Qty/pallet
	L	bar	inch	mm	m ³	n.
R1016823S4000000	0.16	15	1/2"	65x105	0.035	1480
R1A06823S4000000	0.6	10	1/2"	101x150	0.03	1008
R1001823S4000000	1	10	1/2"	87x237	0.004	-
R1002823S4000000	2	10	1/2"	125x237	0.050	576
R1005223S4000000	5	8	3/4"	160x325	0.020	210
R1008223S4000000	8	8	3/4"	200x330	0.031	144
R1012223S4000000	12	8	3/4"	270x325	0.024	84
R1018223S4000000	18	8	3/4"	270x415	0.034	56
S2024263S4000000	24*	8	3/4"	351x347	0.041	54
R1025223S4000000	25	8	3/4"	290x460	0.044	63
R1040223S4000000	40	8	3/4"	320x580	0.080	36

Fixed membrane, crimped flange; Pre charge pressure 3.5 bar

R1016823S4000000: 10 pieces in one cartonbox - R1002823S4000000: 6 pieces in one cartonbox

*S2024263S4000000: bolted flange



MAXIVAREM LC CE

-10 +99 °C

Use: heating systems, boilers, pumps, hot potable water, water hammer arresting



Standard Code	Capacity	Max. pressure	Connection	Dimensions	Packaging	Qty/pallet
	L	bar	inch	mm	m ³	n.
UC035222S4000000	35	8	3/4"	320x525	0.064	42
UC050362S4000000	50	10	1"	380x620	0.104	25
UC060362S4000000	60	10	1"	380x670	0.112	20
UC080362S4000000	80	10	1"	450x650	0.135	20
UC100362S4000000	100	10	1"	450x730	0.173	15
UC150462S4000000	150	10	1"1/2	554x810	0.265	8
UC200462S4000000	200	10	1"1/2	554x988	0.324	8
UC250462S4000000	250	10	1"1/2	624x1006	0.423	6
UC300462S4000000	300	10	1"1/2	624x1160	0.481	6
UC400462S4000000	400	10	1"1/2	624x1520	0.771	6

Replaceable membrane, screwed flange

Pre charge pressure 2 bar

MULTIFUNCTION EXPANSION VESSELS FOR HOT POTABLE WATER - DVGW

Membrane pressure tanks for potable water with DVGW circulating valve



EXTRAVAREM LC -10 +85 °C



Standard Code	Capacity	Max. pressure	Connection	Dimensions	Packaging	Qty/pallet
	L	bar	inch	mm	m ³	n.
R100822OS4DVGW00	8	10	3/4"	200x337	0.031	144
R101222OS4DVGW00	12	10	3/4"	270x310	0.024	84
R101222OS4DVGW00	18	10	3/4"	270x415	0.034	56
R102522OS4DVGW00	25	10	3/4"	290x460	0.044	63

Stainless steel flange, fixed butyl membrane, blue colour RAL5010, precharge pressure 3.5 bar
Certificate no. NW-0411CQ0098

INTERVAREM LS -10 +85 °C



Standard Code	Capacity	Max. pressure	Connection	Dimensions	Packaging	Qty/pallet
	L	bar	inch	mm	m ³	n.
S200826OS4DVGW00	8	10	3/4"	200x348	0.015	144
S201226OS4DVGW00	12	10	3/4"	270x308	0.024	84
S201226OS4DVGW00	18	10	3/4"	270x415	0.031	63
S202526OS4DVGW00	25	10	3/4"	290x472	0.041	63

Stainless steel flange, replaceable butyl membrane, blue colour RAL5010, precharge pressure 3.5 bar
Certificate no. NW-0411CQ0099



DVGW approved circulating valve

DVGW CERTIFICATES





WATER LINE

The pressure tanks of Varem LS line are a basic element for long lasting and efficiency of a potable water distribution system.

The pressure tank stores the pressurized water of the booster systems working as hydrodynamic flywheel during drawing.

This application reduces the ON/OFF switching frequency of the booster system.

A pressure switch adjusts the internal pressure and activates the pump only if the water pressure in the tank is lower than the minimum required.

Switching on, the pump loads the storage tank again.

ELECTRONIC PUMP CONTROLLER WITH BUILT-IN 3 L PRESSURE TANK

TECHNICAL FEATURES

- Butyl membrane
- T. max 50 °C
- P. max 10 bar
- IP65
- 1" male connection



PROTECTION AGAINST

- Dry running
- water hammer
- overpressure
- frequent pump start-up

3 RESTART PRESSURES

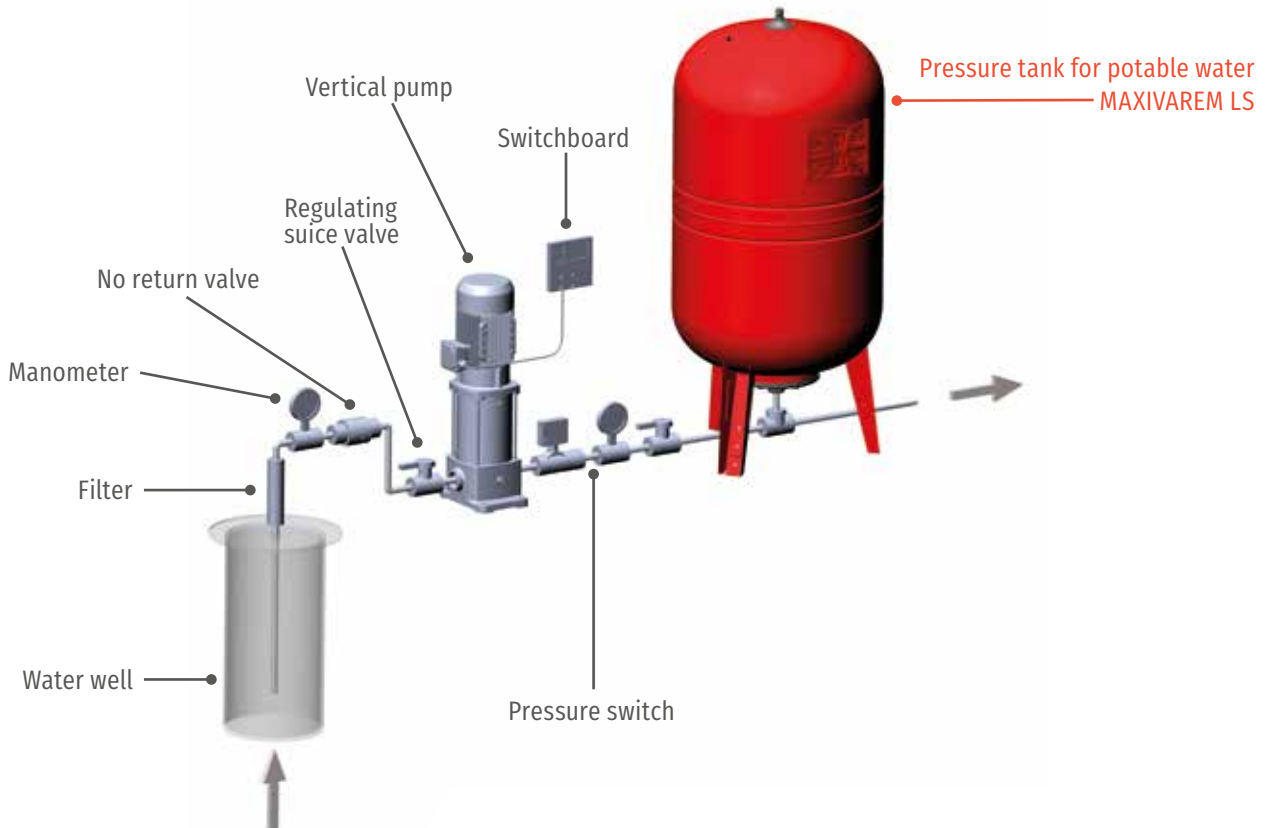
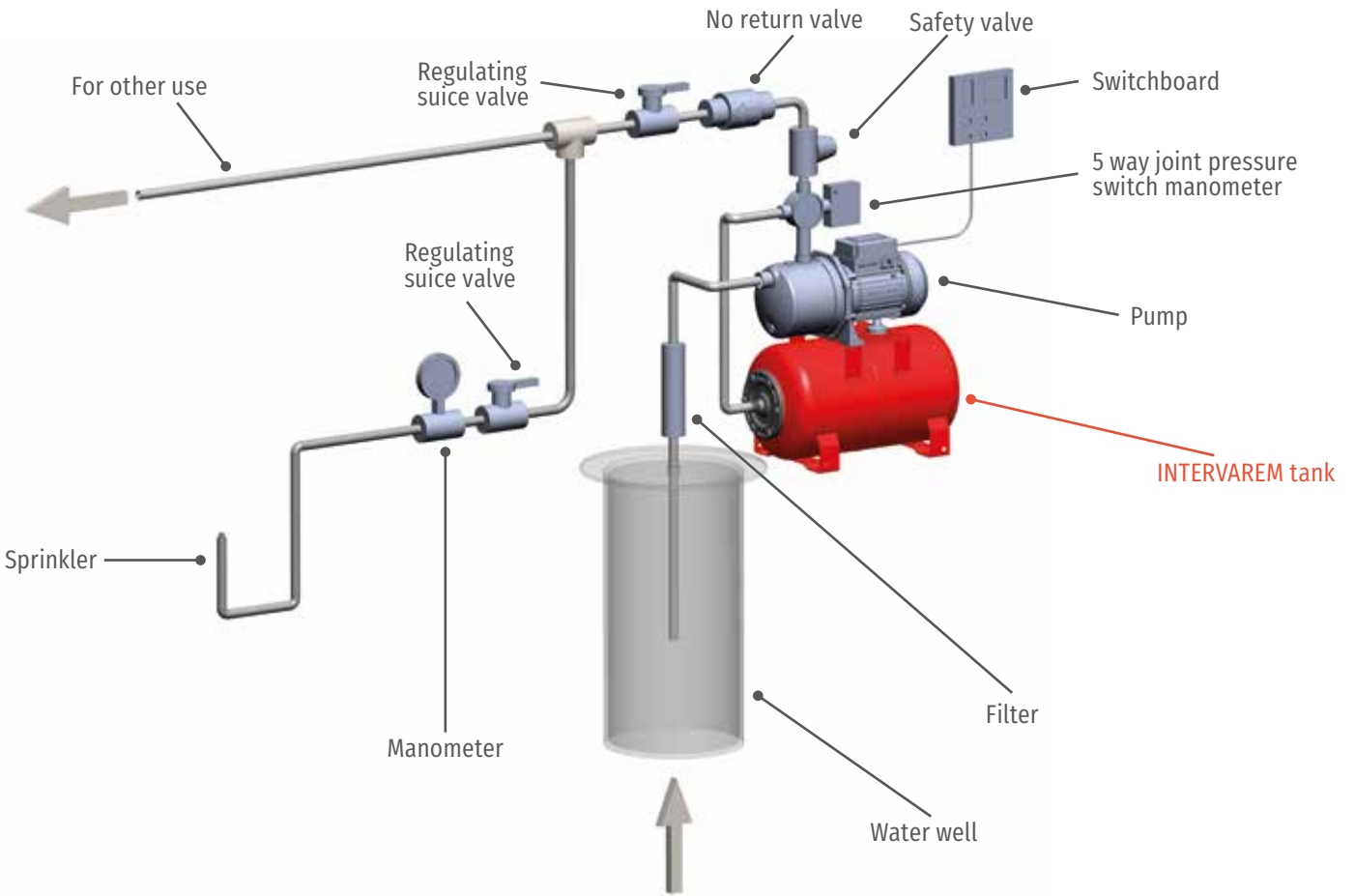


Preload	1.5 bar (factory setup)	2 bar	2.5 bar
P minimum 1	1.4	1.8	2.3
P minimum 2	2	2.5	3
P minimum 3	2.6	3.2	4
P max	4.3	5	6
TYPICAL APPLICATIONS	Jet centrifugal and peripheral pumps	Submersible pumps up to 5 bar	Submersible pumps up to 6 bar

Standard Code	Model
EV003363PL220B00	Basic 12A (single restart pressure)
EV003363PL220000	STANDARD 12A
EV003363PL220C01	STANDARD 12A with cables (not cabled)
EV003363PL22M000	PLUS 12A with gauge
EV003363PL22MC01	PLUS 12A with gauge and cables (not cabled)
EV003363PL26M000	TOP 16A with gauge
EV003363PL26MC01	TOP 16A with gauge and cables (not cabled)



SCHEME OF A BOOSTER SYSTEM WITH PRESSURE TANK



AQUAVAREM

PRESSURE TANKS WITH DIAPHRAGM MEMBRANE

- Maintenance free
- Butyl diaphragm
- Synthetic internal soft liner
- High resistance painting
- Stainless steel connection
- Precharge pressure 2 bar



Aquavarem line from 8 to 430 liters. The Aquavarem tanks have a diaphragm membrane for potable water and an internal protection so that they can be used as pressure tanks for water booster systems and hot potable water.



5 WARRANTY
YEAR

AQUAVAREM -10 +99 °C

Standard Code	Capacity	Max. pressure	Connection	Dimensions		Packaging	Qtà/pallet
	L	bar	inch	mm		m ³	n.
VERTICAL							
UD0083FUS4000000	8	8	1"	200	300	0.02	84
UD0192FUS4000000	19	10	3/4"	252	460	0.03	56
UD0193FUS4000000	19	10	1"	252	460	0.03	56
UD0193FUS416B000	19	16	1"	252	460	0.03	56
UD0242FUS4000000	24	10	3/4"	290	460	0.04	63
UD0243FUS4000000	24	10	1"	290	460	0.04	63
UD0402FUS4000000	40	10	3/4"	320	571	0.06	30
UD0403FUS4000000	40	10	1"	320	571	0.06	30
UD0603FUS4000000	60	10	1"	380	760	0.12	15
UD1003FUS4000000	100	10	1"	450	805	0.17	12
UD1403FUS4000000	140	10	1"	450	1025	0.21	6
UD2003FUS4000000	200	10	1"	550	1076	0.33	6
UD2803FUS4000000	280	10	1"	550	1385	0.43	6
UD430VFUS4000000	430	10	1"1/4	630	1580	0.66	6
HORIZONTAL							
UD0203FUS40BP000	20	10	1"	280	465	0.04	56
UD0613FUS4000000	60	10	1"	415	665	0.11	20
UD1013FUS4000000	100	10	1"	498	700	0.16	12



WATER LINE VERTICAL

- Vertical multifunction water tanks
- Replaceable membrane
- Available with galvanised or painted flange
- Red color (blue colour available on demand)
- Pre-charge pressure 2 bar

INTERVAREM LS CE -10 +99 °C IDROVAREM CE



Standard Code	Capacity	Max. pressure	Connection	Dimensions	Packaging	Qty/pallet
	L	bar	inch	mm	m ³	n.
S2005361CS000000	5	8	1"	160x332	0.010	210
S2008361CS000000*	8	8	1"	200x348	0.015	144
S2012361CS000000*	12	8	1"	270x308	0.024	84
S2019361CS000000*	19	8	1"	270x415	0.031	63
S2020361CS000000	20	8	1"	250x500	0.038	56
E10243D1CS0SE000	24	8	1"	351X358	0.045	54
S2024361CS000000*	24	8	1"	351x358	0.045	54
S2025361CS000000*	25	8	1"	290x472	0.041	63
S2040361CS000000*	40	8	1"	320x595	0.066	36

AVAILABLE WITH S/S FLANGE ON DEMAND (10 BAR) BLUE COLOR UPON REQUEST

* Available version in white color, s/s flange and 3.5 bar pre-charge

* Connection 3/4" available upon request

MAXIVAREM LS CE



Standard Code	Capacity	Max. pressure	Connection	Dimensions	Packaging	Qty/pallet
	L	bar	inch	mm	m ³	n.
US040361CS000000	40	10	1"	328x757	0.120	15
US050361CS000000	50	10	1"	379x759	0.126	15
US060361CS000000	60	10	1"	379x825	0.131	15
US080361CS000000	80	10	1"	450x789	0.170	15
US100361CS000000	100	10	1"	450x910	0.200	15
US150461CS000000	150	10	1"1/2	554x1040	0.340	8
US200461CS000000	200	10	1"1/2	554x1250	0.407	8
US300461CS000000	300	10	1"1/2	624x1370	0.596	6
US500461CS000000	500	10	1"1/2	790x1460	0.900	1
US750461CS000000*	750	10	1"1/2	786x1925	1.300	1
USN10H61CS000000*	1000	9.5	2"	945x1912	1.900	1
USN20H61CS000000*	2000	9.5	2"	1280x2080	3.720	1

AVAILABLE WITH S/S FLANGE ON DEMAND BLUE COLOR UPON REQUEST

* Available not CE marked

** Not CE marked

WATER LINE HORIZONTAL/HIGH PRESSURE

- Horizontal multifunction water tanks
- Replaceable membrane
- Available with galvanised or painted flange
- Red color (blue colour available on demand)
- Pre-charge pressure 2 bar

-10 +99 °C

INTERVAREM



MAXIVAREM LS CE



HORIZONTAL

Standard Code	Capacity	Max. pressure	Connection	Dimensions	Packaging	Qty/pallet
	L	bar	inch	mm	m ³	n.
S2H19361CS0BP000*	19	8	1"	300x418	0.031	63
S2H20361CS0BP000*	20	10	1"	274x497	0.038	56
US041361CS000000	40	10	1"	352x595	0.066	36
US051361CS000000	50	10	1"	410x610	0.126	25
US061361CS000000	60	10	1"	410x670	0.131	20
US081361CS000000	80	10	1"	479x637	0.170	20
US101361CS000000	100	10	1"	485x756	0.200	15
US151461CS000000	150	10	1"1/2	602x825	0.372	8
US201461CS000000	200	10	1"1/2	602x1038	0.407	8
US301461CS000000	300	10	1"1/2	654x1188	0.596	6

AVAILABLE WITH S/S FLANGE ON DEMAND

* 1.5 bar pre charge pressure

Up to 40 lt connection 3/4" upon request

PLUSVAREM -10 +99 °C

HIGH PRESSURE

Standard Code	Capacity	Max. pressure	Connection	Dimensions	Packaging	Qty/pallet
	L	bar	inch	mm	m ³	n.
CE marked						
S5008361CS000000	8	16	1"	200x320	0.015	144
S5020361CS000000	20	16	1"	250x509	0.038	56
S5050361CS000000	50	16	1"	379x759	0.128	15
S5080361CS000000	80	16	1"	450x789	0.170	15
S5100361CS000000	100	16	1"	450x910	0.200	15
S5200461CS000000	200	16	1"1/2	554x1250	0.407	8
S5300461CS0CE000	300	14	1"1/2	624x1370	0.596	6
S5500461CS0CE000	500	12	1"1/2	790x1460	0.900	1
not CE marked						
S5300461CS000000	300	16	1"1/2	624x1370	0.596	6
S5500461CS000000	500	16	1"1/2	790x1460	0.900	1
S5750461CS000000	750	16	1"1/2	790x1925	1.300	1
S5N10H61CS000000	1000	16	2"	945x1912	1.900	1

AVAILABLE WITH S/S FLANGE ON DEMAND

25 bar upon request

WATER LINE S/STEEL - GALVANIZED

- Stainless steel tanks AISI304 with replaceable membrane
- Galvanized tanks with replaceable membrane
- Pre-charge pressure 2 bar

INOXVAREM LS CE -10 +99 °C



Standard Code	Capacity L	Max. pressure bar	Connection inch	Dimensions mm	Packaging m ³	Qty/pallet n.
STAINLESS STEEL VERTICAL						
V2001860S4000000	1	8	1/2"	114x188	0.003	
V2002860S4000000	2	8	1/2"	135x225	0.005	
V2008260S4000000	8	8	3/4"	200x340	0.023	
V2020360S4000000	20	8	1"	260x492	0.040	56
V2050360S4000000	50	8	1"	365x863	0.131	15
V2100360S4000000	100	8	1"	480x925	0.240	15
V2200460S4000000	200	8	1"1/2	540x1280	0.400	8
V2300460S4000000	300	8	1"1/2	635x1385	0.600	6
V2500460S4000000	500	8	1"1/2	780x1450	0.900	1

INOXVAREM LS CE -10 +99 °C



Standard Code	Capacity L	Max. pressure bar	Connection inch	Dimensions mm	Packaging m ³	Qty/pallet n.
STAINLESS STEEL HORIZONTAL						
V2H20360S40BP000	20	8	1"	274x497	0.040	56
V2051360S4000000	50	8	1"	365x655	0.104	25
V2101360S4000000	100	8	1"	480x745	0.200	15

ZINCVAREM LS CE -10 +99 °C



Standard Code	Capacity L	Max. pressure bar	Connection inch	Dimensions mm	Packaging m ³	Qty/pallet n.
GALVANIZED VERTICAL						
SZ060361CS000000	60	10	1"	379x825	0.131	15
SZ100361CS000000	100	10	1"	450x910	0.200	15
SZ200461CS000000	200	10	1"1/2	554x1250	0.407	8
SZ300461CS000000	300	10	1"1/2	624x1370	0.596	6
SZ500461CS000000	500	10	1"1/2	790x1460	0.900	1

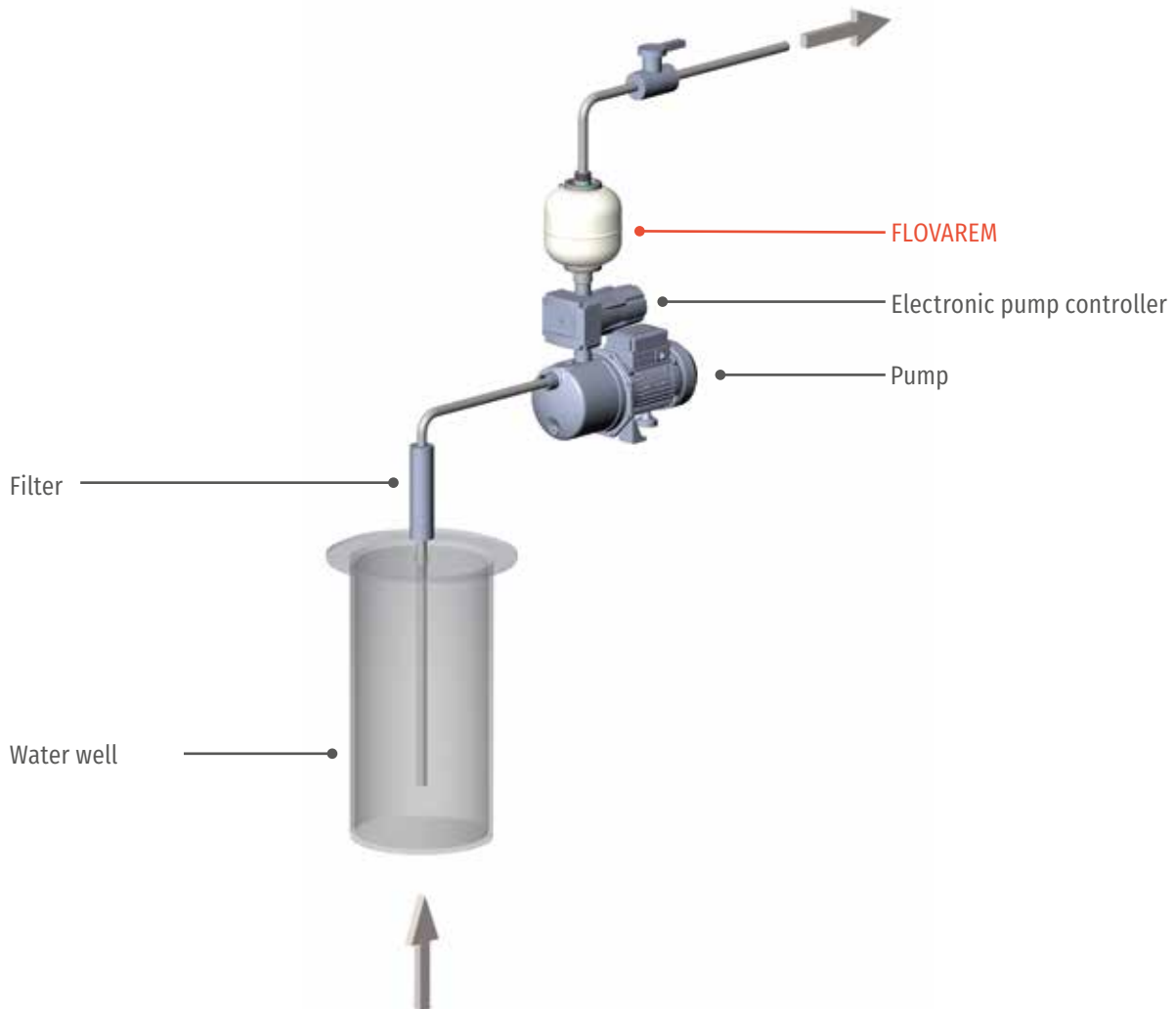
FLOVAREM

- Flow through tank
- Perforated through pipe
- Double hole membrane
- Male/female double inlet
- Max pressure 10 bar
- Precharge pressure 1.5 bar

FLOVAREM -10 +99 °C



Standard Code	Capacity	Max. pressure	Connection	Dimensions	Packaging	Qty/pallet
	L	bar	inch	mm	m ³	n.
FOR ELECTRONIC PUMP CONTROLLER						
FV003323CS000000	3	10	1" M - 1" F	170x265	0.008	-
FV008323CS000000	8	10	1" M - 1" F	230x385	1.008	-





SPARE PARTS AND
ACCESSORIES









Spare membranes

Tank capacity	Tank model				
	INTERVAREM LS MAXIVAREM LS PLUSVAREM INOXVAREM	MAXIVAREM LR	SOLARVAREM	IDROVAREM MAXIVAREM LC	ULTRAVAREM
	Item	Item	Item	Item	Item
5	MB008S2P00000000		MB008S6S00000000		
8	MB008S2P00000000		MB008S6S00000000		
12	MB012S2P00000000		MB012S6S00000000		
19	MB019S2P00000000		MB019S6S00000000	MB024S8P00000000	
20	MB019S2P00000000				MB020S7P00000000
20 Plusvarem + Inoxvarem	MB020S2P00000000				
24	MB019S2P00000000			MB024S8P00000000	MB019S7P00000000
25	MB019S2P00000000		MB019S6S00000000		
40	MB040S2P00000000		MB040S6S00000000		
50	MB060S2P00000000	MB050S4H00000000	MB060S6S00000000		
60	MB060S2P00000000	MB060S4H00000000	MB060S6S00000000	MB060S8P00000000	MB060S7P00000000
80	MB080S2P00000000	MB080S4H00000000	MB080S6S00000000	MB080S8P00000000	
100	MB080F2P00000000	MB080S4H00000000	MB080S6S00000000	MB080S8P00000000	MB080F7P00000000
100 sp. PA + Inoxvarem	MB080S2P00000000				
150	MB150F2P00000000	MB150S4H00000000	MB150S6S00000000	MB150S8P00000000	
200	MB200F2P00000000	MB150S4H00000000	MB200S6S00000000	MB200S8P00000000	
250		MB200S4H00000000		MB200S8P00000000	
300	MB300F2P00000000	MB200S4H00000000	MB300S6S00000000	MB300S8P00000000	
400		MB300S4H00000000		MB300S8P00000000	
500	MB500F2P00000000	MB500S4H00000000	MB500S6S00000000		
700		MB500S4H00000000			
750	MBN10F2P00000000				
1000	MBN10F2P00000000	MBN10F2P00000002			
1500	MBN10F2P00000000				
2000	MBN10F2P00000000				
3000	MBN30S2P00000000				

The membranes are made on synthetic rubber.
 The membranes for water booster systems are potable water-proof certified.
 The membranes for Solarvarem can resist up to 130° for short periods with solutions of water and glycol.













SPARE PARTS

MODEL	TANK MODEL	CONNECTOR	GALVANIZED STEEL	COATED STEEL	STAINLESS STEEL AISI 304	STAINLESS STEEL AISI 316
Coverflange 	5-12 lt.	3/4"	SPCFL512ZN200000	-	SPCFL512S4200000	-
	5-12 lt.	1" S	PCFL512ZN300000	-	SPCFL512S4300000	-
	19-100 lt.	3/4"	SPCFL1912N200H28	-	SPCFL191S4200000	-
	19-100 lt.	1"	SPCFL1912N300000	-	SPCFL191S4300000	SPCFL191S6300000
	150-200-300 lt.	1" 1/2	SPCFL230ZN4V0000	-	SPCFL230S4400000	SPCFL230S6400000
	500-750 lt.	1" 1/2	-	SPCFL575VE400000	-	-
	1000-2000 lt.	2"	-	SPCFLN12VEHE0000	-	-
	500 lt. Plusvarem	1" 1/2	-	SPCFL575VE4P0000	-	-
	750 lt. Plusv/CE	1" 1/2	-	SPCFL750VE4P0000	-	-
	1000 lt. Plusv/CE + 2000	2"	-	SPCFLN12VEHC0000	-	-
Flange disk 	500-750 lt.	1/2"	-	-	SPCFL575S4400000	SPCFL575S6400000
	1000-2000 lt.	2"	-	-	SPCFLN12S4HC0000	SPCFLN12S6HC0000
Coated disk coverflange 	500 lt.	1/2"	-	SPDIS575VE000000	-	-
	750 lt.	1/2"	-	SPDIS750VE000000	-	-
	1000-2000 lt.	2"	-	SPDISN12VE0C0000	-	-
Diffuser tube coverflange 	150-200 lt. Maxivarem	1" 1/2	SPCFL152ZN400000	-	SPCFL152S44C0000	-
	250-300-400 lt. Maxivarem	1" 1/2	SPCFL254ZN400000	-	SPCFL230S44R0000	-
	500-600-700 lt. Maxivarem	1" 1/2	SPCFL500VE400000	-	-	-
Top flange 	100 lt.	1/2"	SPATT100ZN000000	-	SPATT100S4000000	SPATT100S6000000
	150-300 lt.	1/2"	SPATT153ZN0H0000	-	SPATT153S40H0000	SPATT153S6000000
	500-750-1000-1500 lt.	1/2"	SPATT515ZN000000	-	SPATT510S4000000	SPATT752S6000000
Membr. upper connect. 	2000 lt.	1/2"	SPATTN20VE000000	-	SPATTN20S4000000	-
1/2" nut with gasket 	100-2000 lt.	2"	SPTAP120ZN000000	-	SPTAP120S4000000	-



ACCESSORIES

MODEL		DESCRIPTION Minimum Q.ty	ITEM
Precharge valve		20-24-40-50 lt (21 mm)	ACVALH21PR000000
		5-8-12-20 HP - 60 - 80 (27,5 mm)	ACVALH27PR000000
		100 - 750 lt	ACVAL200PR000000
		1000 ÷ 2000 lt	ACVALN10PR000000
5-way connector		Lenght 72 mm	ACFIT5VI00H72000
		Lenght 82 mm	ACFIT5VI00H82000
		Lenght 92 mm	ACFIT5VI00H92000
Pressure gauge		0-6 bar Ø 50 - 1/4" rear	ACMAND50PT006000
		0-6 bar Ø 50 - 1/4" radial	ACMAND50RD006000
		0-10 bar Ø 50 - 1/4" radial	ACMAND50RD010000
Valve + pressure gauge kit for Maxivarem LS		Pressure gauge 0-16 bar CE + safety valve 9 bar CE 5 pcs/box	ACVALD50KT016000
Flow valve		Flow-valve for 60-80-100 L FW	ACFWV060000000000
		Flow-valve for 100-200-300-500-750 L FW	ACFWV150000000000
Pressure switch		V/M5 VAREM – Monophase 10 pcs/box	ACPSWVM5MN000000
		V/PM5 ITALTECNICA – Monophase 10 pcs/box	ACPSWPM5MN000000
		V/PT5 ITALTECNICA – Three-phase 10 pcs/box	ACPSWPT5TR000000
		V/PM12 ITALTECNICA – Monophase 10 pcs/box	ACPSWM12MN000000
		V/PT12 ITALTECNICA – Three-phase 10 pcs/box	ACPSWT12TR000000
Flexible hose		Length 60 cm, allow M-F, 1" GAS	ACFLX003MF060000
		Length 80 cm, allow M-F, 1" GAS	ACFLX003MF080000
		Length 100 cm, allow M-F, 1" GAS	ACFLX003MF100000
Valve cap		Black	ACCAP519NE000000
		Blue	ACCAP024BL000000
		20/40-100 lt. black	ACCAP100NE000000
Plate for Extravarem LR/LC		capacity 2-40 lts	ACBRK240000000000
		capacity 5-40 lts	ACBRK54000WLM000
		capacity 5-40 lts	ACBRK54000WLM002
		capacity 25-40 lts	ACBRK254000000000

GENERAL CONDITIONS OF SALE

Art. 1 - Scope and Object

1. These General Conditions of Sale govern all current and future sales contracts (hereinafter also named the “Contracts”) between Varem S.p.A. (hereinafter the “Company”) and the customer of Varem S.p.A. (hereinafter the “Purchaser”) (jointly, the “Parties”) and are understood to be known and accepted in all their parts at the time of the conclusion of the contract and, in any case, upon sending the Order Confirmation signed by Buyer to the Company.
2. These govern the offer, forwarding and acceptance of purchase orders for goods and / or services (the “Products”) directly from the Company to the Buyer.
3. Any clause, printed or handwritten on orders, as well as any correspondence with the Buyer, where in contrast with these General Conditions of Sale, is to be understood as void, except as provided for in the following articles.

Art. 2 - Conclusion of the contract

1. The Contract is concluded by sending the order confirmation (hereinafter the “Order Confirmation”) to the Company, duly signed by the Buyer, in digital and / or paper format, according to the instructions agreed between the parts. The order confirmation document to be signed will be sent to the Purchaser by the Company and will contain the indication of the Products, as well as any further aspect of the negotiations, which may also have a derogatory content with respect to these General Conditions of Sale.
2. The order confirmation contains the reference to the General Conditions of Sale, available on the website www.varem.it, which are understood to be known and accepted at the time of signing, pursuant to art. 1341, co. 1 c.c.
3. The Contract is always considered concluded at the Company’s domicile, regardless of the place where the order is actually taken.
4. The purchase orders that the Purchaser sends to the Company through sales agents or other intermediaries, however named, are always subject to the Company’s approval reserve, which will take place by sending the Order Confirmation.
5. The Purchaser, upon receipt of the Order Confirmation, is required to verify all the data contained therein and to immediately communicate in writing, before signing, any discrepancies with the order given.
6. In case of discrepancy between the text of the Order Confirmation signed by the Parties and any other text of offers and / or orders, even if subsequent, the Order Confirmation will prevail over these.
7. The Order Confirmation is intended in any case to be accepted by the Buyer if there are no complaints within a maximum period of 15 (fifteen) days from the date of transmission of the confirmation.
8. The Parties agree in any case that the fulfillment of orders admits a tolerance of $\pm 10\%$ on the overall quantity ordered, unless otherwise agreed which must be explicitly reported on the Order Confirmation, without this giving rise to price changes.

Art. 3 - Shipping of materials

1. Product shipments are made by the Company, according to the methods set out in the Order Confirmation, in the absence of a different agreement resulting from the same.
2. In the event that the collection of the Products is carried out by the Purchaser, the latter undertakes to collect them from the Company’s warehouses on the communicated date of making them available. In this case, the Purchaser is in any case required, before sending the means of transport for the collection of the Products, to agree at least 2 days in advance with the Company on the details of time and place for the collection.
3. After 5 (five) days from the date of making the Products available for collection without the Purchaser having collected, the Company reserves the right to ship the Products to the Purchaser charging him the related costs.

Art. 4 - Transfer of ownership and risks

1. Unless otherwise agreed resulting from the Order Confirmation, the ownership of the Products is transferred from the Company to the Buyer upon delivery to the carrier or forwarder. With this delivery, the Company is free of any risk of perishing or damage to the Products pursuant to art. 1510, co. 2 of the Italian Civil Code. Therefore, any inconveniences resulting from travel breakdowns, railway or naval problems or stops of any kind cannot be attributed to the Company.
2. In any case, the Company is not liable for damage to the Products deriving from incorrect conditions of the load.

Art. 5 - Packaging

1. The Company provides the packaging according to experience and uses.
2. The use of special packaging, or the exclusion of the packaging, must be specifically requested by the Buyer during the negotiations and must be shown in the Order Confirmation. If this is the case, the Buyer’s requests will be subject to a separate economic negotiation.

Art. 6 - Delivery terms

1. The terms of preparation, shipping and / or delivery resulting from the Order Confirmations are indicative and do not constitute any legally binding term. Any delays will in no case give rise to the Buyer the right to compensation for damages or to the termination, even partial, of the contractual relationship.
2. Should there be a situation of lack of raw materials, lack of electricity, machinery breakdowns, interruptions to transport services, staff agitation, public disasters and for any other hypothesis of supervening impossibility of the performance not attributable to the Company, this is to be understood free from any responsibility for non-delivery or delayed delivery.

Art. 7 - Payment conditions

1. Payment for the supplies of the Products must be made net of all expenses, bills and taxes within the terms agreed and reported in the Order Confirmation.
2. The place of payment is understood to be conventionally determined at the Company’s domicile, even in the case of issuance of bills of exchange or receipts.
3. Failure or delayed payment of invoices by the Buyer will result in the immediate application of default interest conventionally determined in the measure of the “prime rate” plus 3 (three) percentage points. The Buyer’s default cases will also determine the Company’s right to demand advance payment of any other invoice pending with the Buyer, as well as the right to suspend or cancel the execution of the other contracts in course without the latter being able to make claims for compensation or indemnities.

Art. 8 - Prices

1. The prices agreed in the Order Confirmation are intended per single piece, net of any charges and, unless otherwise specified, ex works of the Company.
2. Any change in costs and, in particular, in raw materials and / or labor, which significantly affect the price of the Product occurring

during the execution of the Contract gives the right to a proportional revision of the price. This revision remains the faculty of the Company even in the event that the changes occur beyond the deadline for delivery, where this has been extended at the request of the Buyer.

Art. 9 - Complaints

1. Complaints on the quality and / or quantity of the goods and / or for goods that do not correspond to what is specified in the Order Confirmation must be formulated upon receipt of the Products, mentioning the differences found on the transport document, and must be subsequently confirmed by registered letter within 10 (ten) days of receipt.
2. If the complaint is timely and well-founded, the Company is only required to replace and / or integrate the Products recognized as not corresponding, delivering such goods to the same place provided for the delivery of the original supply, subject to its return where necessary.
3. Using the hypothesis referred to in the previous point, the Buyer will not be able to exercise any right of withdrawal and / or termination of the contract.
4. The submission of a well-founded complaint does not, in any case, give the Buyer the right to suspend payment of the price indicated on the invoice for the disputed goods.

Art. 10 - Warranty

1. The goods covered by this Agreement are guaranteed for 2 (two) years from the date of delivery, provided they are used correctly and in accordance with the instructions provided by the seller.
2. In particular, the guarantee does not apply in the event that the defect is attributable to a use of the product other than that for which it is intended and / or in the event that a pressure tank has exceeded its pressure limits and / or temperatures indicated in the technical specifications of each Product. It should be noted that all the precharge pressures are intended with a tolerance of ± 0.2 bar for the first 6 (six) months from the date of production.
3. Defective Products must be returned to the Company on Incoterm DDP Limena (PD) Italy plant. The shipment will be made ex wholesaler of the Company.
4. For defective Products, in addition to the cost of the non-compliant product, no extra costs incurred by the Purchaser will be recognized (such as, but not limited to, assembly, disassembly, transport, labor, etc.).
5. The Company reserves the right to make, without the need for any notice, any changes that in its sole discretion represent an improvement of the Product.

Art. 11 - Limitation of liability

1. Apart from cases of willful misconduct or gross negligence, the Company will in no way be liable to the Purchaser for any direct or consequential damages that may arise from the purchase of the Products.
2. The Company cannot be held responsible in any way for the Purchaser's compliance with the regulations in force in the country where the products are installed.
3. The Company is not liable for typographical or translation errors reported in the price list data.

Art. 12 - Preservation of the effects of the contract provisions

1. Should a provision of these General Conditions of Sale be deemed invalid or unenforceable, for any reason and to any extent, such invalidity or inapplicability will not affect or invalidate in any way the remaining provisions. The application of such the clause will in any case be valid to the maximum extent permitted by law.

Art. 13 - Applicable law and competent court

1. These General Conditions of Sale are governed by Italian law and interpreted on the basis of it. The interpretation, execution and termination of the General Conditions of Sale are subject exclusively to Italian law.
2. Any disputes inherent and / or consequent to the same must be resolved exclusively by the Italian judicial authority. Where the Purchaser does not hold the status of Consumer, they will be the exclusive competence of the Court of Padua.

Art. 14 - Data processing

1. The Purchaser's data are processed in accordance with the provisions of the legislation on the protection of personal data, as specified in the appropriate section of the website www.varem.it, containing the information pursuant to art. 13 of EU Regulation 2016/679 (General Data Protection Regulation).

These General Conditions of Sale were drawn up on 31.01.2022





contacts:

Varem s.p.a.
www.varem.com
varem@varem.com
tel. +39 049 8840322
fax +39 049 8841399
P. Iva IT 01010270286

Limena plant - Headquarters
via del Santo 207, I-35010 Limena (PD) - Italy
45° 27' 43.93" N, 11° 15' 12.44" E

Bovolenta plant - registered office
via Sabbioni 2, I-35024 Bovolenta (PD) - Italy
45° 16' 02.49" N, 11° 55' 51.49" E