




AIR DIFFUSION

PI CHILLED BEAMS

PI CHILLED BEAMS

>> CHILLED BEAMS WITH PI – PRESSURE INDEPENDENT
DCV FUNCTION – **WEGA II / NOVA II / LYRA II / ORION II**



PI KEY BENEFITS

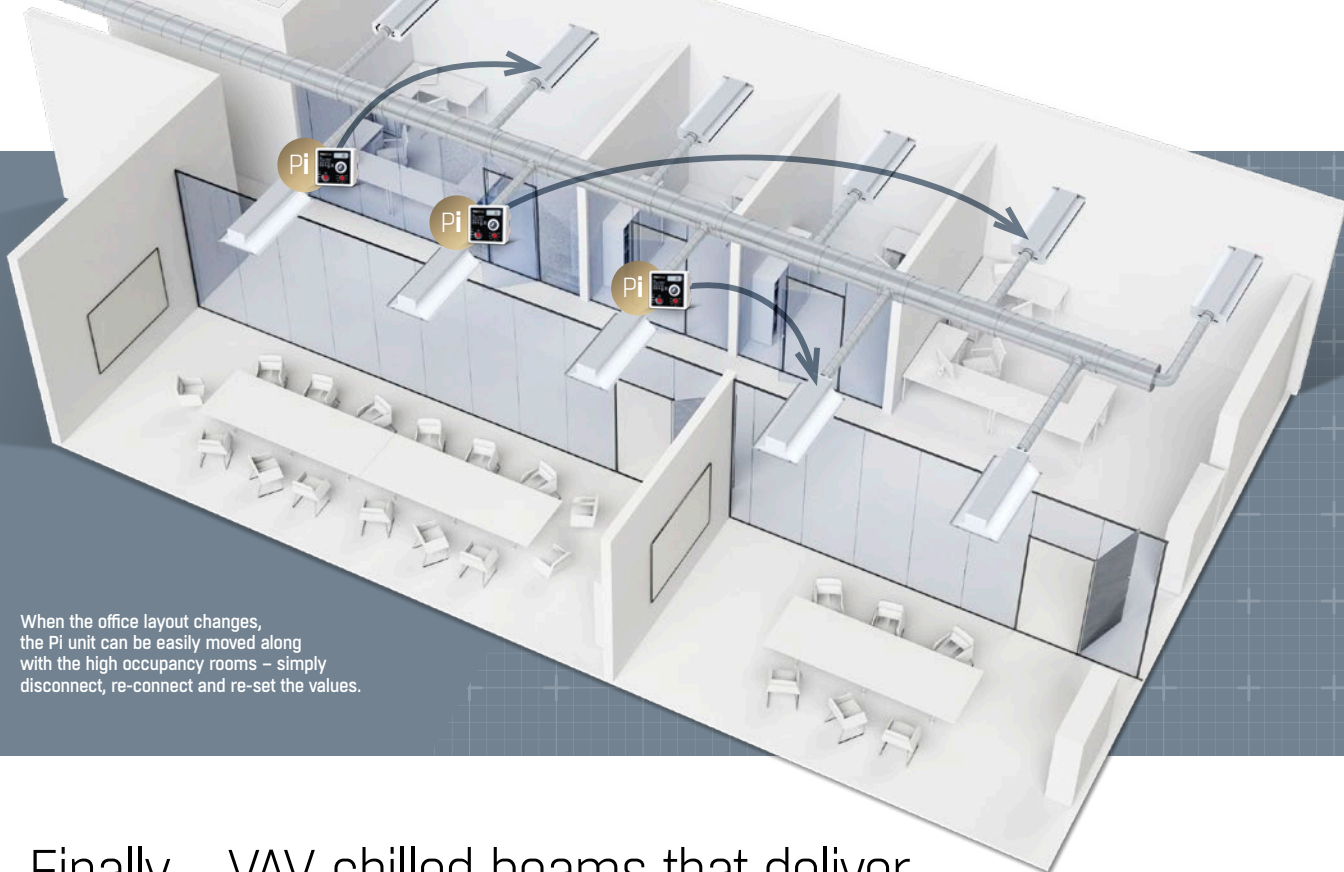
- **Flexible and future proof solution** – easy to adapt to building layout changes. PI actuator can be retrofitted.
- **Energy saving** – Demand Control Ventilation saves costs and maximises comfort at the same time.
- **Easy to design** – Pi chilled beams fit any ductwork system due to the pressure independent functionality.
- **Fast and easy installation** – the same chilled beam can be used in different room types. Commissioning is done in 3 simple steps.

With Wega II/Nova II/Lyra II and Orion II – our range of Pi equipped chilled beams – true flexibility is built in, right from the start. Flexibility to easily adapt to changes in building layout and flexibility to design the best possible system, regardless of ductwork system.

The Pi functionality as well as the Flow Pattern and Energy Control functions are all designed to adapt to the frequent changes in a modern office. When the demands change, the Pi actuator can simply be moved to another chilled beam and readjusted in minutes.

Flexibility is also guaranteed thanks to the Pi functionality's ability to deliver the benefits of Demand Control Ventilation (DCV) in combination with all ductwork systems. With an airflow range of 0-60 l/s in the same chilled beam it has never been easier to design a system that delivers both energy savings and great indoor comfort.

FläktGroup




When the office layout changes, the Pi unit can be easily moved along with the high occupancy rooms – simply disconnect, re-connect and re-set the values.

Finally – VAV chilled beams that deliver flexibility, comfort and fit any ductwork system




PI AIRFLOW CONTROL – SIMPLIFIED DCV FOR ALL DUCTWORKS

Varying air flow to match occupancy levels reduces energy consumption and increases comfort. A DCV system with chilled beams with Pi functionality gives energy savings of more than 50% when compared to a CAV system.



ENERGY CONTROL *(patent pending)* VARIABLE GEOMETRY NOZZLES

Rail mounted variable geometry nozzles with 36 position airflow setting for more flexibility. Easily adjustable to provide the widest choice of air flow settings for symmetrical or asymmetrical throw.



OPTIMAL COANDA CONTROL FOR MAXIMUM COMFORT

The variable geometry nozzles with Pi airflow control provides optimal coanda control at all airflows for maximum comfort, that damper controlled VAV chilled beam systems cannot equal.

The clear and simple benefits of our Pi equipped chilled beams

END USER/BUILDING OWNER

- Flexible ventilation system adaptable to future building layout modification
- Comfortable environment with high Indoor Air Quality
- Minimum energy consumption and maintenance

CONSULTANT

- High indoor air quality with monitoring option
- Demand Control Ventilation ready
- Easy to design and readily suited to any ductwork system

INSTALLER

- Quick and easy installation thanks to clip in bracketry
- Quick and flexible commissioning
- Easy to design and readily suited to any ductwork system

See global website for international sales offices: www.flaktgroup.com

FläktGroup